




Make Your Own **FLORA** *and the* **Penguin** Thaumatrope

Directions: Cut the two circles along the dotted lines. Punch holes where indicated above and below Flora and the Penguin. Glue the two circles together, back-to-back, lining up the holes. Loop a string or rubber band through each one of the holes. Then, holding a string in each hand, spin the thaumatrope and watch Flora and the Penguin skate together! Or just run a string just through the top hole and hang up as a holiday ornament!



Art © Molly Idle